

The VP 2000™ is Designed to Meet the Slide Processing Needs of Your Laboratory



Basic Specifications

Slide Capacity Per Run	50
Ambient Reagent Basins	12
Heated Reagent Basins	3
Heated Reagent Basin Temperature	Ambient to 80°C (±3°C)
Drying Station Temperature	Ambient to 80°C
Reagent Basin Capacity	600 mL
Program Capacity	>1000, limited by hard disk space
Events per Program	>100
Water Bath Flow Rate	1 Liter/min.
Dimensions (L x W x H)	
- Processing Unit	22 x 24 x 35 in. (56 x 61 x 81 cm)
Weight	
- Processing Unit (115 VAC)	127 lb. (58 kg)
- Processing Unit (110/220 VAC)	140 lb. (64 kg)
Operating Temperature	15-30°C
Computer (included)	Pentium-class PC, 600MB

Order Information

<i>Description</i>	<i>Order Number</i>
--------------------	---------------------

VP 2000™ Processor Systems

117 VAC, 50/60 Hz	30-144101
230 VAC, 50/60 Hz	30-144102
100 VAC, 50/60 Hz	30-144100

Accessories

50 Slide Basket	30-144150
Reagent Basin (Ambient)	30-144151
Reagent Basin (Heated)	30-144152
Straight Adapter Vent Tube Kit (for adapting exhaust fan to lab vent system)	30-144153
Charcoal Filter with Integrated Blower Fan	30-144155
Charcoal Filter Replacement Cassette	30-144156
Printer	30-144160

HYBrite™ Denaturation/Hybridization System

100/120 VAC	30-144010
200/240 VAC	30-144020

Arrange for a Demonstration in Your Lab Today

For more information on product availability or to place an order for the VP 2000 Processor visit our Web-site at <http://www.vysis.com>



Managing Disease With Molecular Techniques

One Source. *Unlimited Solutions.™*

 ABBOTT DIAGNOSTICS
A DIVISION OF ABBOTT LABORATORIES INC.

ABBOTT PARK, ILLINOIS 60064
1-800-323-9100

© 2002 Abbott Laboratories 98-0566/R1-20 Jun 2002 Printed in USA



The ***FIRST*** Consolidated
Workstation to Automate
Deparaffinization, FISH
Specimen Pretreatment and
Routine Slide Staining.

VP 2000[™]
P R O C E S S O R



The First Consolidated Workstation to Automate Deparaffinization, FISH Specimen Pretreatment and Routine Slide Staining.

From the company on the leading edge of DNA FISH Probe technology and Cellular Genomics comes an innovative slide processor that satisfies your Molecular Pathology, Cytogenetic, and routine slide staining needs.

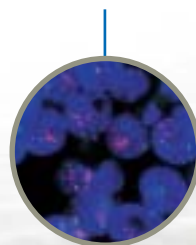
Now you can perform deparaffinization, pretreatment, histology/cytology staining, G-banding, special stains and routine slide washing with a single system . . . and easily process slides using preprogrammed Vysis® protocols for fluorescence *in situ* hybridization (FISH), such as the recommended paraffin removal and specimen pretreatment protocols for the DNA Probe Kit and the Abbott Vysis UroVysion test, plus most other DNA FISH Probe protocols.

VP 2000™ Processor

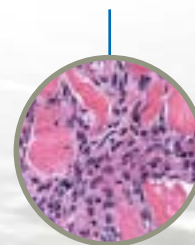
- Convenient walk-away automation to reduce laboratory labor and costs
- Performs more consistent and standardized FISH assay deparaffinization and pretreatment
- Validated for use with Vysis FISH pretreatment protocols including solid tumor and cytological specimens, such as amniocytes and bladder tumor cells
- Full user programmability of events for maximum flexibility
- “Open” system is compatible with reagents used in today’s laboratories
- Bulk reagents available for added economy and ease of use
- Driven by a powerful PC with easy-to-use Windows®-based user interface
- Five-way safety protection
- Reliability to stay on the job processing slides, year after year




**This is the Kind of Processing Flexibility
your Lab Has Been Looking For**



FISH
Pretreatment



Routine Histology/
Cytology Staining



Special
Staining

About Vysis

Vysis, Inc. is a leading genomic disease management company. Vysis focuses on the development, sale and support of clinical products that provide information critical to the evaluation and management of cancer, prenatal disorders and other genetic diseases.



Managing Disease With Molecular Techniques

The Vysis® Full Systems Approach to Automated FISH Testing



Now adopting DNA FISH Probe testing as a routine procedure in your laboratory is easier than ever. From specimen preparation, to hybridization, Vysis comprehensive systems approach to FISH testing represents a significant long-term cost savings for your laboratory and an increase in your laboratory's throughput.

VP 2000™ is especially beneficial for use with Vysis DNA FISH protocols

One major advantage of using the VP 2000 in the specimen pretreatment process (a process that accounts for nearly 90% of the protocol steps) is that it virtually eliminates hands-on labor. By combining the VP 2000 Processor with the HYBrite™ Denaturation/Hybridization System, your laboratory can greatly improve its throughput on all FISH assays. Visit the Vysis Web-site at www.vysis.com for additional VP 2000 Processor protocols.

The Vysis Solution to Simplified and Standardized FISH Assays

Improving your FISH assay process

Specimen Preparation



VP 2000 Processor

- Automates FISH pretreatment
- Automates slide deparaffinization
- Provides reliable, standardized results from a flexible and “walk-away” system

Hybridization



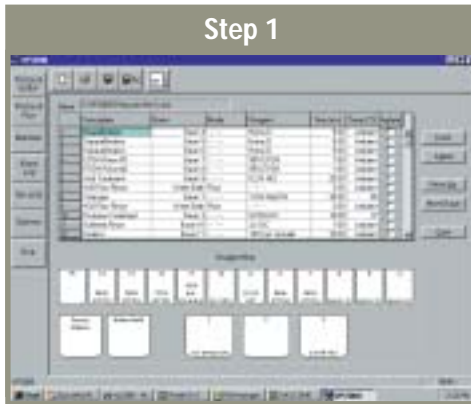
HYBrite Denaturation/Hybridization System

- Hands-free denaturation and FISH probe hybridization
- Supports a variety of specimen types
- 12 slide capacity

The VP 2000™ is Easy-To-Use and Extremely Efficient




Follow the simple five steps outlined below to operate the VP 2000. In the fifth step, the VP 2000 software allows for walk-away convenience. Additionally, the software features additional menus that include a program editor, program run, customization, maintenance, an event log, security and other options.



Select the pre-programmed or custom protocol you want to run on the PC screen.



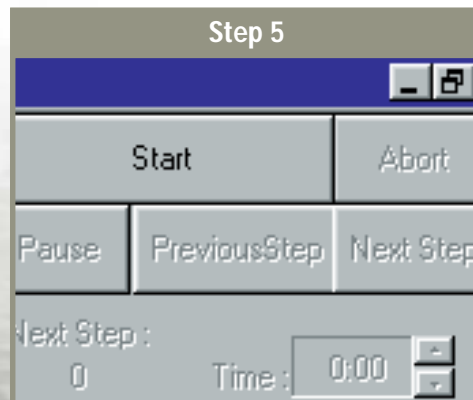
Load reagents according to reagent map. Choose from 3 heated and 12 non-heated basins.



Load the slide basket (up to 50 slides).



Attach the slide basket to the robotic arm.



Click the <START> button and walk away.